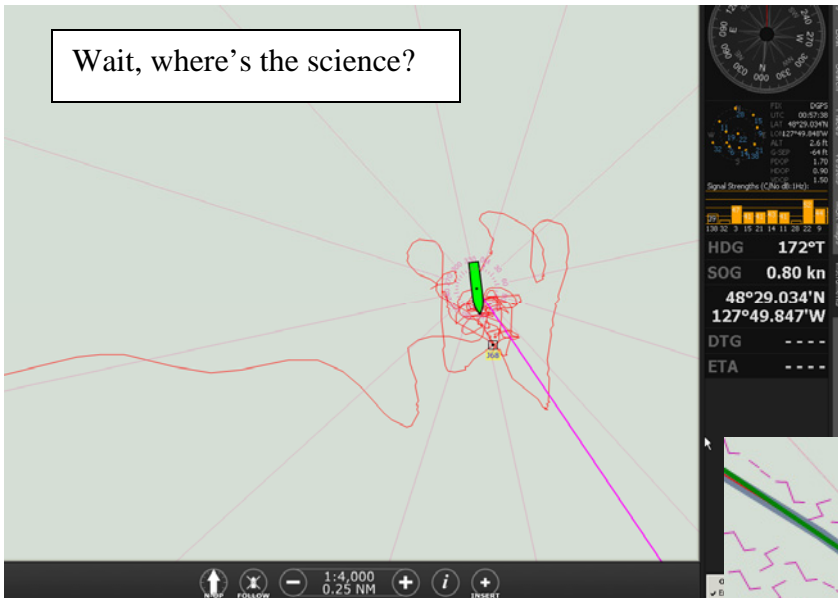


Dave's Blarg!

2011-Nov-27

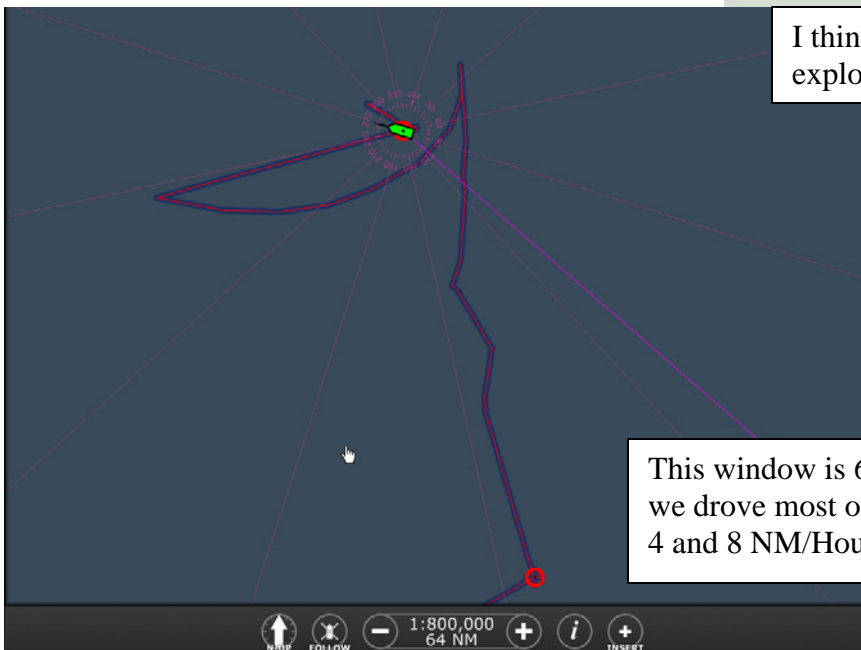
Well the weather has finally shaped up and we're dropping OBS' like crazy!
☺ Waiting for the weather is a super bummer; there just isn't much to do out here while there's nothing going on.



Sometimes we drive in circles...



Sometimes we do zigzags.....



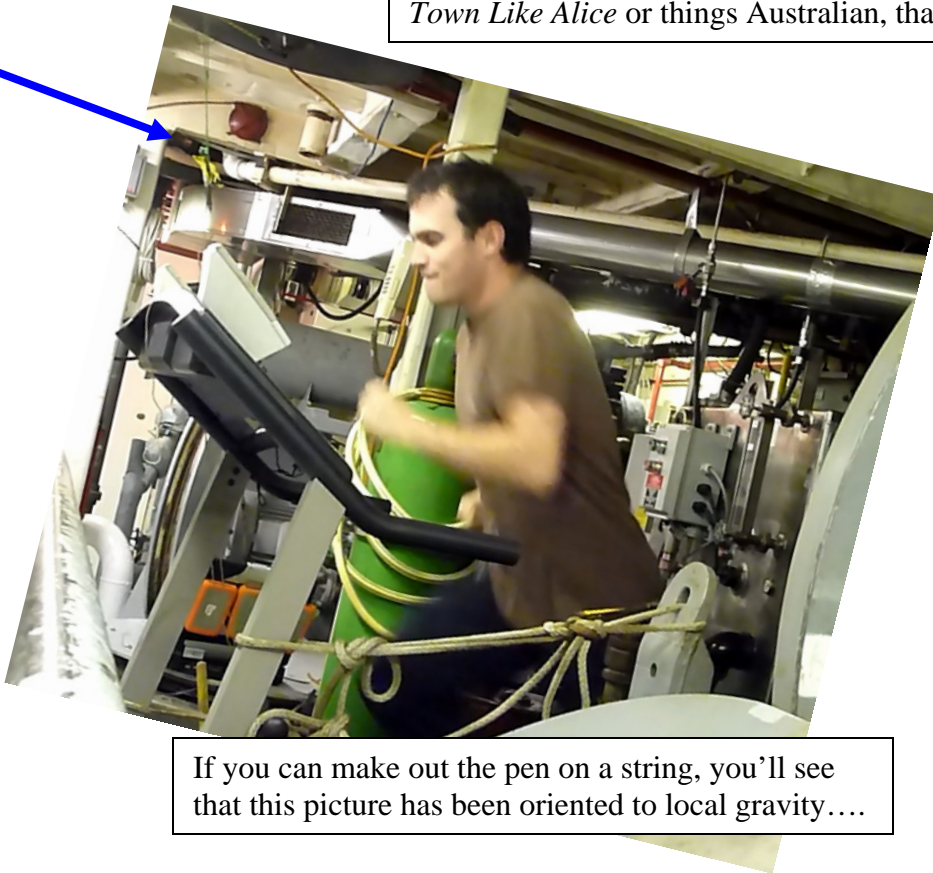
I think we left it over this way, by the explosives dumping area (eek!)

And sometimes we just swoop around....



Once again, in violation of my pics of food rules :p Our cooks have been making *awesome* scrambles every morning and they are so derailing my weight loss plans :p

Only 1000 kCal a plate :D (For anyone who is a fan of *A Town Like Alice* or things Australian, that's steak and eggs ☺)



If you can make out the pen on a string, you'll see that this picture has been oriented to local gravity....

So to make up for it I went for a jog this morning. The Wecoma is one of those magical places that is a lot like where your parents went to grade school, everywhere you go here, it's uphill both ways....

I hung a pen (with some caution tape) on a string next to the treadmill to help me align the picture afterword; I'm seriously running like crazy to stay on in this picture. It would really suck to fall off, lucky that's never happened to me....

Wellllll, unless you mean that one.....



For what it's worth, I landed standing 'up' (as up as up was at that time...) :D

I compressed it all up and put it on youtube if you're dying to see the whole show :p I've seriously always meant to make a tape of the Weccoma uphill mile, and this was a good day for it ☺

<http://www.youtube.com/watch?v=2lujPJkysW0>

It's looking like we're going to get into port sometime on Tuesday (*HOPE*fully! (If we don't have anymore hitches)). But in *Far!* more important news the cups are complete!!!!!!111!!!!



I should make something out of stacked cups someday.... More on that later...



Ahhhhhhh Cups!!!

I'm not gonna lie, once I added up everyone on the mailing list, and all the facebookers, *and* their kids, sig others, etc. I had a *lot* of cups to make, but I had a blast making them, and even had a chance to refine my mad awesome art skills :D



Copycat Art :D




Safe art!!




No, really.....

Oh, by the by, I did a test crush on a foam plate earlier, I had this awesome scheme to put family crests on them and then mash them up, sadly they didn't compress radially as much as I'd hoped they would (hardly at all actually) soooooo, yeah, about that...



Aye, The Mac-O'Gorman family crest :D
Man, I'm a good hand model :D

And also, by the by, after putting out my cups on the table and getting them all prepped, the chief scientist thought that it would be funny to say that we weren't going to do any more CTD casts for the rest of the cruise! This was my face... Well what can I say, I don't do sad very well :p




!!OMG!!



Cup farmers in action ☺

Some guys on the science team made some cups too :D

After they were all made up I strapped them on the CTD in some pillow covers ☺



I had to take off some water sample bottles to make them fit, but it was all in the name of science ☺

Here's me running the CTD ☺ The book is very important! When you're going down to 1019 meters (and back up) at 60 meters a minute there isn't a whole lot of excitement to be had :p



Science!!!!

Any how, before long the CTD was back up!! And we got to tear into our cups :D Each cup had been stuffed with a bit of paper towel to keep it from overly deforming, and to keep other cups from falling inside of it as it crushed. We took all the paper towels out, and then I gave each cup a freshwater rinse and




Poor widdle cups!



Mash mash mash

tried my best to mash them back into shot glass shape ☺ A good few of the cups had mashed flat or a bit sideways, but the cups are pliable for the first while so I got them all as straightened out as I could.

So there's the cups!!! All done!! Now I just need to start collecting addresses :p (Because I *ever* get around to mailing things :p)



Before!

After!! I should have crushed them before I started, they take up so much less room :p

I love how the mashing makes my artwork look all intricate ☺



Here's some after mixed in with the before to give a sense of scale ☺



Also! I lent my car to some members of the Sitts Army whilst I was away, and even tango (my car) (whom has apparently decided to be named squeaky..) decided to file a blarg!! It's all about the crazy things it got up to while they (and *apparently* their dog (*ahem* :P) were driving it ☺ It's awesomely funny and I posted it to the blarg website at:

http://dave.ogormanfamily.com/PDFs/Daves_Car_Adventures.pdf

Apparently tango (squeaker) has been transporting *Heaps* of miscellaneous body parts, I hope that they wiped the seats down after... :p



I hope that all of you guys have a car-adventureful day and week! - Dave
 Dave.ogormanfamily.com dave@ogormanfamily.com